



WORKSHOP 2 SUMMARY

Saugstad All-Wheels Skatepark – Roseville, CA

Date: April 12th, 2024

Project File No.: USA23-017

Attention: Roseville, CA

Project Name: Saugstad All-Wheels Skatepark

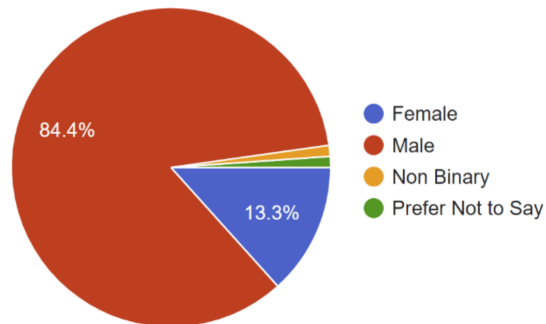
The following is a summary of the feedback gathered from the online survey and in-person design workshop held on March 5th. The workshop was held virtually to gain information on user demographics, terrain, and feature priorities for the All-Wheels Skatepark design. An online survey complemented. This meeting was open for members to fill out and provide input from 03/05/2024 through 04/02/2024. Please review and contact NLS with any questions or comments.

Part One: Demographics

Participation: A total of **92 community members** completed the online survey with 5 community members attending the in-person meeting.

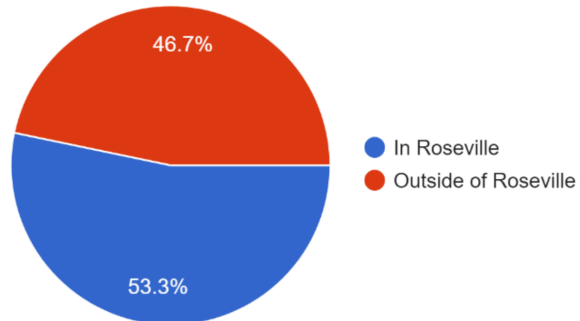
Question 1: Gender

- 84.4% Male
- 13.3% Female
- 1.1% Non Binary
- 1.1% Prefer not to say



Question 2: I live...

- 53.3% In the Community
- 46.7% Outside



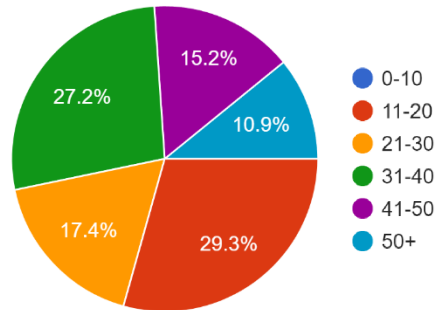


WORKSHOP 2 SUMMARY

Saugstad All-Wheels Skatepark – Roseville, CA

Question 3: How old are you?

- 0% 0-10
- 29.3% 11-20
- 17.4% 21-30
- 27.2% 31-40
- 15.2% 41-50
- 10.9% 50+

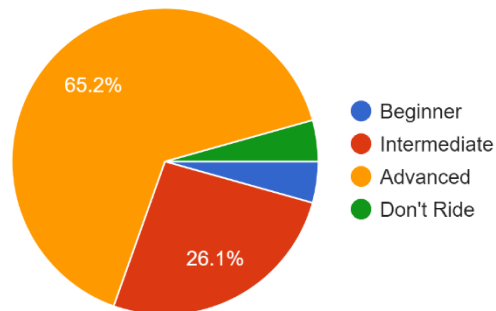


Question 4: I am interested in the project because I am...

- **68.5% A skateboarder**
- 3.3% A rollerskater
- 17.4% A BMX rider
- 2.2% A Scooter Rider
- 2.2% A parent / guardian / spectator of an active park user
- 6.5% A local resident interested in the development of public spaces.

Question 5: How would you describe your riding ability?

- 4.3% Beginner
- 26.1% Intermediate
- **65.2% Advanced**
- 4.3% Don't Ride
- 0% Prefer Not to Say



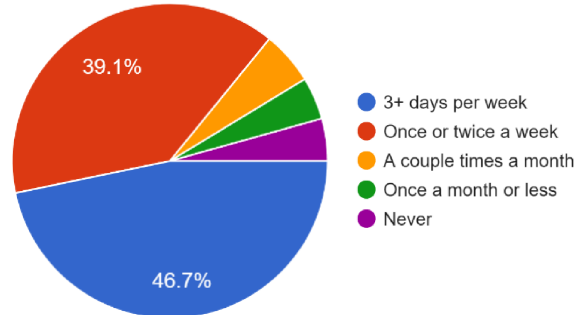


WORKSHOP 2 SUMMARY

Saugstad All-Wheels Skatepark – Roseville, CA

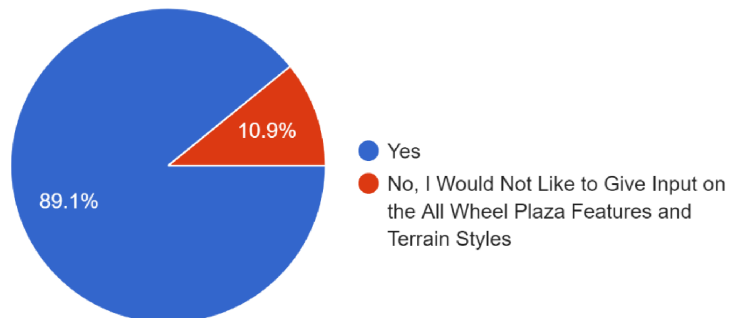
Question 6: How often do you ride?

- **46.7% 3+ Days per week**
- 39.1% Once or twice a week
- 5.4% A couple times a month
- 4.3% Once a month or less
- 4.3% Never



Question 7: Do you plan to use the skate park as either a user or spectator?

- 89.1% Yes
- 10.9% No, I would NOT like to give input on the all wheel plaza features and terrain styles





WORKSHOP 2 SUMMARY

Saugstad All-Wheels Skatepark – Roseville, CA

Demographics and General Impression Summary

The recent survey and workshop feedback for the Saugstad All-Wheels Skatepark project demonstrated a strong community interest, with 92 members participating in the online survey. 53% of respondents reside in Roseville and 46.7% of respondents do not reside in Roseville. This data emphasizes that this project is significant to residents and may draw potential users to visit Roseville to use the All-Wheels Skatepark.

Demographically, the survey reveals a diverse potential user base. The age distribution is broad, with a concentration in the 11-40 age bracket, suggesting the skate park will cater to young adults and families.

Most respondents (68.5%) are skateboarders, indicating the primary user group. However, interest from rollerskaters, BMX riders, scooter riders, and residents highlights the need for a versatile design accommodating different activities. The design team will make sure to integrate elements that appeal to different user groups and that the facility will foster a welcoming and inclusive environment that encourages community engagement, safety and comfort.

The skill level of participants varies, with 65.2% identifying as advanced riders. This suggests the design should offer opportunities for skill progression to challenge users while still accommodating beginner-friendly features to cater to users who are just starting out.

Given the high intent of regular use indicated by the respondents, the skate park's design will need to carefully consider capacity and circulation to manage frequent usage effectively. This includes thoughtful planning of skate park terrain zones, spectating areas, and staging zones to ensure a smooth flow and enjoyable experience for all visitors.

Finally, the strong intent to use the skate park, expressed by 89.1% of respondents, not only reinforces its potential as a vibrant community hub but also highlights the community's keen interest in actively participating in the design process. The design team will focus on renovation upgrades that create a welcoming and inclusive space that meets the community's expectations, incorporating their input and aspirations. By fostering a sense of ownership and engagement among community members, the facility is inclined to become a central gathering place, fostering social bonds, and nurturing shared interests.

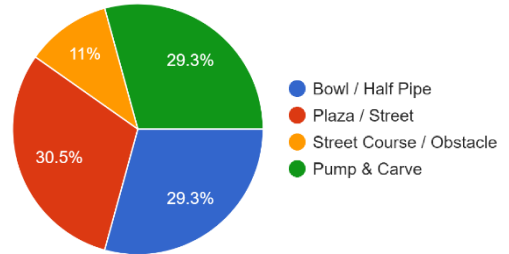


WORKSHOP 2 SUMMARY

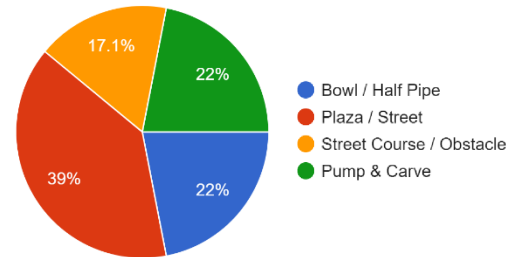

Saugstad All-Wheels Skatepark – Roseville, CA

Part Two: Preferred Skatepark Feature and Terrain Styles

What is your Favorite Terrain Style?



What is your Least Favorite Terrain Style?

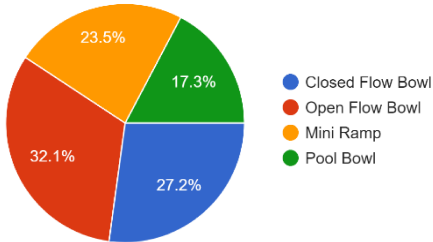




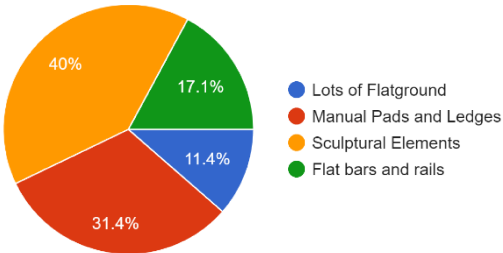
WORKSHOP 2 SUMMARY

Saugstad All-Wheels Skatepark – Roseville, CA

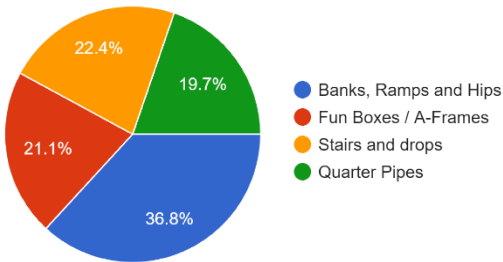
Preferred Style of Transition: Open Flow Bowl



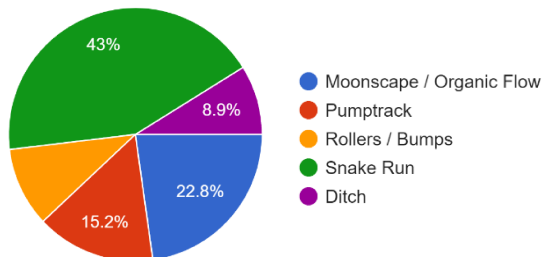
Preferred Style of Plaza / Technical Street Terrain: Sculptural Elements



Preferred Style of Street Course Terrain: Banks, Ramps, Hips



Preferred Style of Pump & Carve Terrain: Moonscape / Organic Flow



This information is useful during our design process to understand exactly what kind of terrain the future users may want to have in the final design.

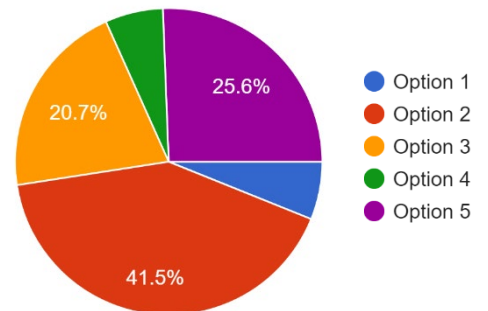


WORKSHOP 2 SUMMARY

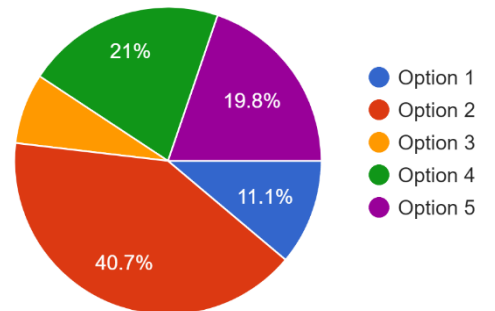

Saugstad All-Wheels Skatepark – Roseville, CA

Part Three: “Dotmocracy”: Different images were presented for each type of terrain, and participants selected which photo appealed to them the most. This information will help us understand specific features and styles that the community would like included.

Transition: Quarterpipes and Mini-ramps



Transition: Banks

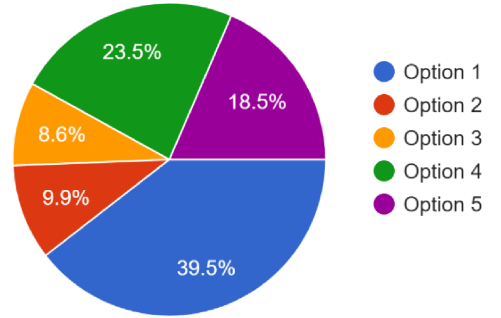




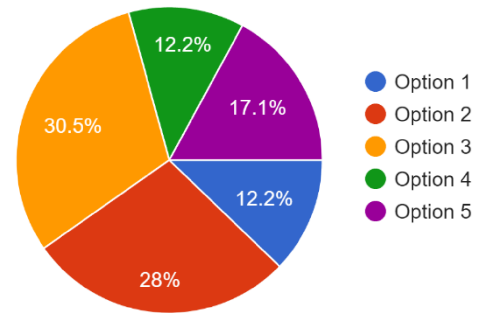

WORKSHOP 2 SUMMARY

Saugstad All-Wheels Skatepark – Roseville, CA

Transition: Hip / Pyramid



Transition: Slappies

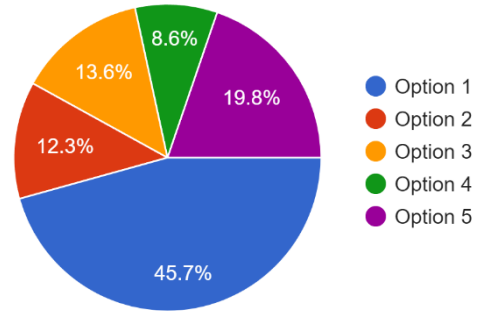




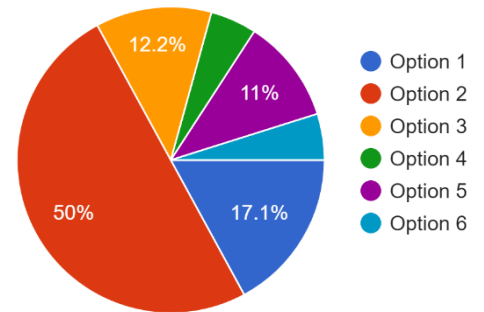
WORKSHOP 2 SUMMARY

Saugstad All-Wheels Skatepark – Roseville, CA

Transition: Funbox Features



Street: Stairs & Drops (with Hubbas and Rails)

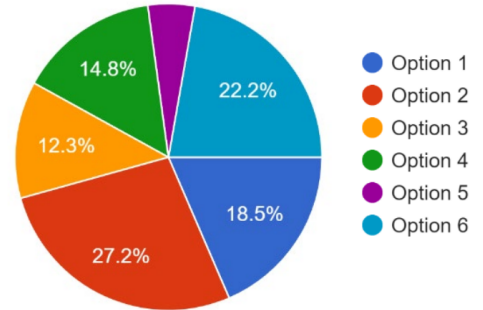




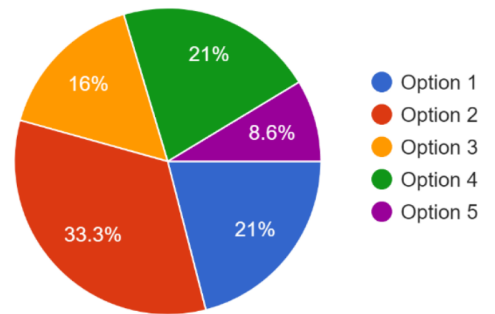
WORKSHOP 2 SUMMARY

Saugstad All-Wheels Skatepark – Roseville, CA

Street: Rails



Street: Ledges and Benches

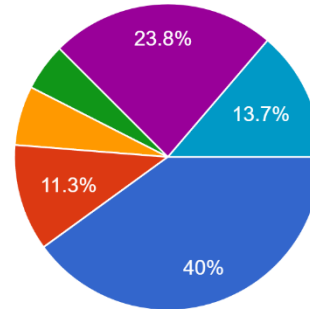




WORKSHOP 2 SUMMARY

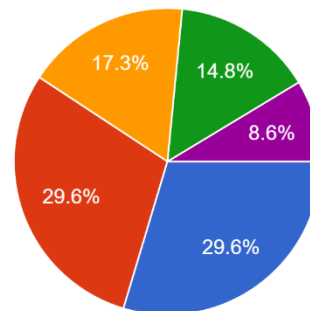
Saugstad All-Wheels Skatepark – Roseville, CA

Street: Gaps



- Option 1
- Option 2
- Option 3
- Option 4
- Option 5
- Option 6

Street: Manual Pads



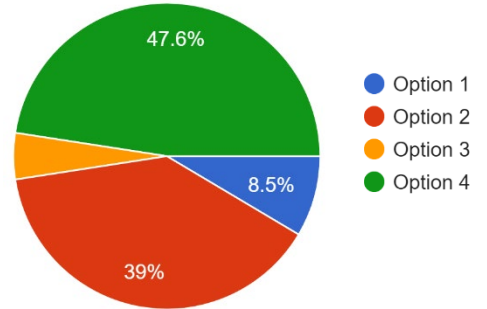
- Option 1
- Option 2
- Option 3
- Option 4
- Option 5



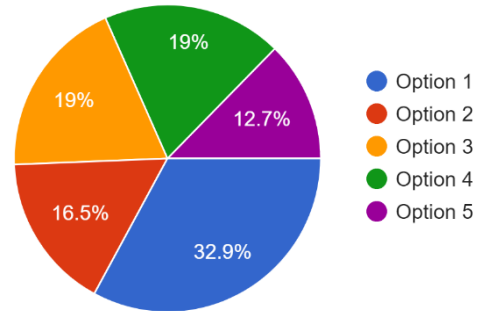

WORKSHOP 2 SUMMARY

Saugstad All-Wheels Skatepark – Roseville, CA

Transition & Flow



Street: Custom Skateable Art Features





WORKSHOP 2 SUMMARY

Saugstad All-Wheels Skatepark – Roseville, CA

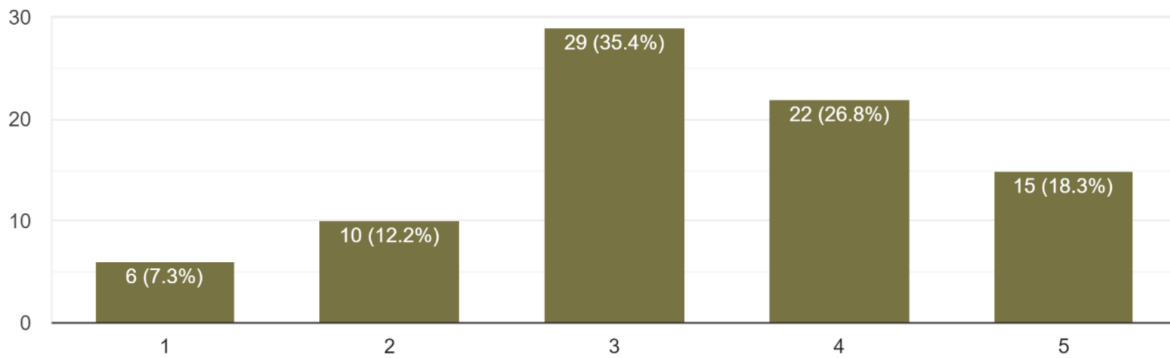
Part Four: Proposed Concept Design Directions

Design Direction 1



How much do you like Design Direction 1?

82 responses



(Not so much) 1-----5 (I love it)



WORKSHOP 2 SUMMARY

Saugstad All-Wheels Skatepark – Roseville, CA

What do you LIKE about this layout?

- **Diverse Terrain and Unique Features:** *The community praised the inclusion of both street and transition terrains, alongside unique/creative features like volcanos and a double berm back section. This variety supports skaters of different styles and skill levels, making the park welcoming for everyone from beginners to advanced participants.*
- **Flow:** *The layout's flow was highlighted for seamlessly connecting different sections while maintaining their unique identities. The efficient use of space, avoiding dead ends and optimizing open areas, facilitates smooth flow and a variety of safe lines.*
- **Clear Terrain Zones:** *The distinction between street and flow sections, with specific mentions of the street course's low ledges and flat rails, was valued for reducing traffic and increasing safety. This separation ensures a more organized and enjoyable skating experience.*
- **User Progression:** *Features with varying difficulty levels were appreciated for encouraging skill progression. The design offers both easier obstacles for learners and challenging ones for those looking to advance, fostering an environment where skaters can grow and develop.*
- **Community and Contest Suitability:** *The layout's open concept and variety of terrain not only cater to daily use by local skaters but also possess the versatility to host skateboarding contests. This dual functionality enhances the skatepark's value as a community hub and event location.*

What do you NOT LIKE about this layout?

- **Lack of Diverse Features:** *Respondents expressed a desire for a few specific features such as a curb, a steeper quarter pipe, and a more designated bowl area. The absence of a backyard pool-style bowl and a closed bowl was notably missed, indicating a preference for more varied and challenging terrain.*
- **Open Flow Zone:** *Concerns were raised about the potential for the transitions in the flow sections to be too small, with a wish for varying sizes*



WORKSHOP 2 SUMMARY

Saugstad All-Wheels Skatepark – Roseville, CA

or a larger wall to progress on. The layout was critiqued for dead zones and a lack of elements like pockets in the snake run that could reintegrate skaters back into the active areas, thus preventing momentum loss and ensuring continuous engagement.

- **Overemphasis on Transition Terrain:** Some feedback pointed out an imbalance, with half of the park dedicated to rollers and transitions. This was seen as limiting for those who prefer street skating, with calls for more ledges, unique obstacles for creative skating, and a more diverse array of street features to cater to a broader skill set.
- **Crowding and Space Utilization:** The design was critiqued for potentially becoming too crowded with just a few users, highlighting issues with space utilization and flow between sections. Suggestions included extending quarters to connect better and adding features around the park's perimeter to open up lines and reduce congestion.
- **Feature Functionality Concerns:** The open design was mentioned as a potential hazard for collisions due to the lack of closed bowls and adequate separation between areas. Additionally, the placement of obstacles such as flat bars next to the stairs may limit its functionality.

Provide any thoughts you have about changes you hope to see.

- **Feature Variety:** There's a strong desire for a wider variety of obstacles, including more bowls with pool coping and dedicated sections like a separate backyard pool. Introducing elements such as opposing quarter pipes to create half-pipe experiences and ensuring small to medium transitions and obstacles are available can cater to all skill levels and styles.
- **Enhance Flow and Space Utilization:** The community suggests making the park's design more flowy, with small quarter pipes along the perimeter and avoiding flat areas that disrupt movement. Utilizing all available



WORKSHOP 2 SUMMARY

Saugstad All-Wheels Skatepark – Roseville, CA

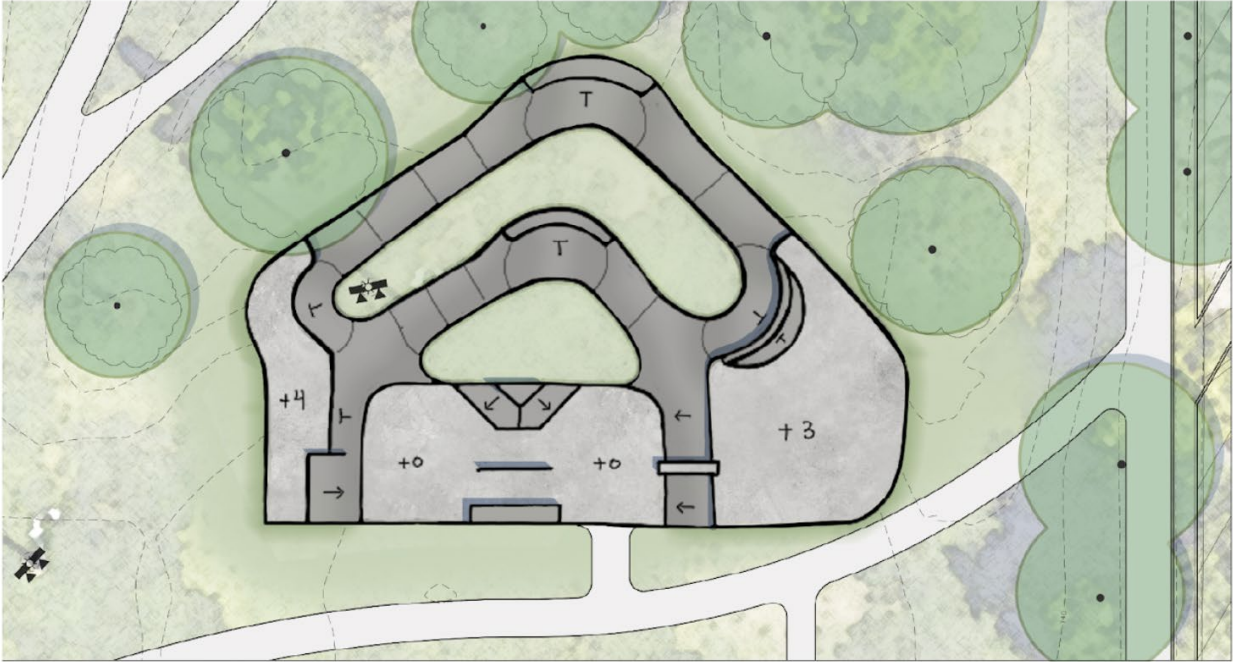
space effectively and creating segregated sections can prevent collisions and enhance the overall experience.

- **Safety and Accessibility Improvements:** *Lighting for nighttime use, reevaluating the entrance and exit placements in relation to traffic, and ensuring enough room for everyone to ride comfortably are critical changes. These improvements aim to make the park safer and more accessible to all users.*
- **Introduce Creative and Artistic Elements:** *Respondents hope to see the addition of artistic features and unique obstacles like pole jams, euro gaps, and innovative nooks for exploration. These elements not only challenge skaters but also add to the park's aesthetic appeal.*
- **Specific Feature Requests:** *There's a clear call for the inclusion of a pump track, more significant and bolder features, and the use of specific, skater-owned contractors for the park's development. A focus on less crowded designs, incorporating both street and transition areas effectively, and providing options like closed bowls to facilitate different skateboarding styles are among the changes hoped for.*



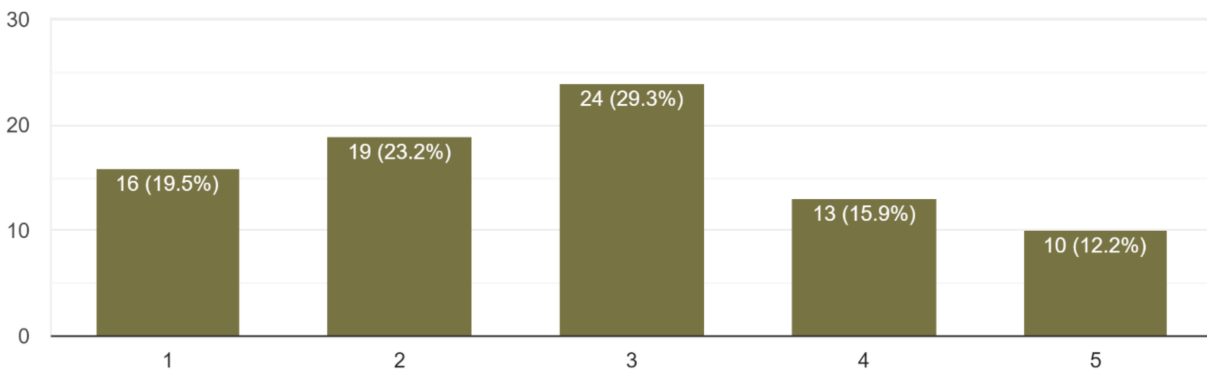
WORKSHOP 2 SUMMARY Saugstad All-Wheels Skatepark – Roseville, CA

Design Direction 2



How much do you like Design Direction 2?

82 responses



(Not so much) 1-----5 (I love it)



WORKSHOP 2 SUMMARY

Saugstad All-Wheels Skatepark – Roseville, CA

What do you LIKE about this layout?

- **Versatile Street:** *The community expressed enthusiasm for the street course, highlighting specific elements like the bank hip and curved ledges, which provide unique challenges and opportunities for skill development. The inclusion of both street and transition areas caters to a broad range of skating styles, ensuring the park's appeal to a diverse group of users.*
- **Continuous Flow:** *Respondents liked the park's layout for its continuous flow and efficient use of space, allowing for a seamless skating experience. This design aspect is crucial for preventing bottlenecks and ensuring that skaters can move freely through the park without interruption.*
- **Aesthetic Appeal and Functional Design:** *The skatepark's design was also commended for its aesthetic appeal and the thoughtful separation of street from transition zones. This not only enhances the visual aspect of the park but also improves its functionality, allowing for a better distribution of skaters and minimizing the risk of collisions.*

What do you NOT LIKE about this layout?

- **Pump Track and Flow/Style Concerns:** *Many respondents are not in favor of the pump track's design, describing it as too one-directional and lacking in versatility. There's a consensus that the pump track, while a valued concept, needs rethinking to better serve a wider array of skateboarding styles and to encourage more omnidirectional use.*
- **Lack of Street Features:** *There's a clear call for a more robust street section, with feedback highlighting an insufficient number of ledges, rails, and other street-style obstacles. This limitation is seen as restricting for skaters who prefer street skating, leading to a condensed area of activity and potential overcrowding.*



WORKSHOP 2 SUMMARY

Saugstad All-Wheels Skatepark – Roseville, CA

Provide any thoughts you have about changes you hope to see.

- **Enhanced Variety and Feature Integration:** Respondents strongly advocate for more variation within the park, including a balanced mix of street and transition elements. Specific requests include the addition of closed bowls and a comprehensive street section with larger obstacles, rails, boxes, and possibly an A-frame to cater to a broader spectrum of skating styles.
- **Increasing Skateable Area:** Feedback highlighted the need for more skateable space, particularly criticizing the use of grass patches and excessively open areas. There's a call to minimize wasted space by filling it with concrete and integrating flat and downward obstacles to maximize the park's riding surface.
- **Complimenting Local Terrain:** The community desires custom features, such as closed bowls, to make the park more appealing. There's also an emphasis on the park accommodating the large skate scene in Roseville, with a suggestion to section off parts of the park to better manage traffic and cater to both beginners and advanced riders.



WORKSHOP 2 SUMMARY

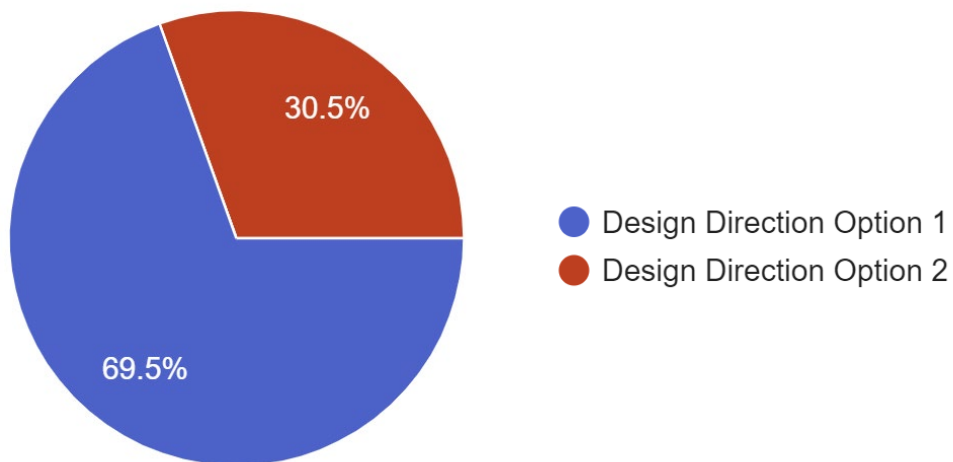
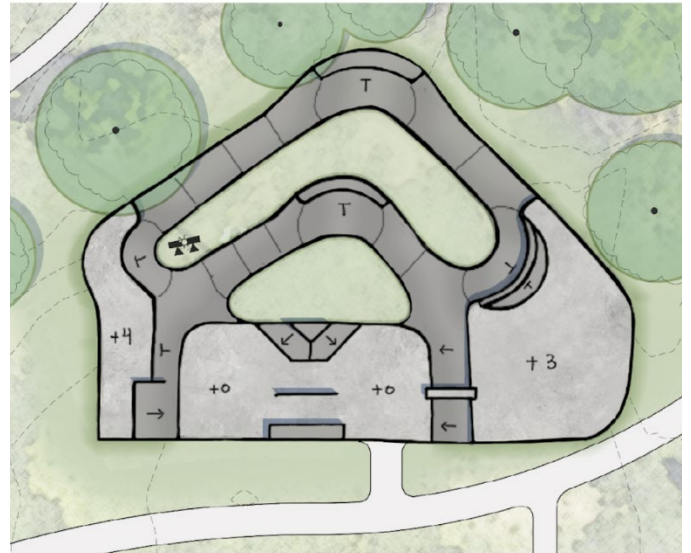
Saugstad All-Wheels Skatepark – Roseville, CA

Overall, which Design Direction do you prefer?

Conceptual Site Plan | Option 1



Conceptual Site Plan | Option 2



The design team will use Design Direction Option 1 to influence the final concept design in addition to the terrain feedback from sections 2 and 3.



WORKSHOP 2 SUMMARY

Saugstad All-Wheels Skatepark – Roseville, CA

Part Five: Additional Information

Beyond the concrete hardscape, is there anything else you would like to see included with this skate park? (ie. seating/viewing space, landscaping, shade, water fountain etc.)

Shade and Seating: *There's a unanimous call for ample shade, preferably natural from trees, to provide protection against the sun, making the park more enjoyable during hot weather. Accompanying seating, both for skaters to rest and for spectators to view the activities, is also seen as essential. Incorporating shaded seating areas would enhance the overall experience and encourage longer stays at the park.*

- **Lighting for Extended Use:** *Athletic lighting is requested to extend the skatepark's usability into the evening hours, improving safety and accessibility. This addition would not only deter unwanted activities but also provide a safe space for individuals to enjoy the park after sunset.*
- **Additional Recreational Features:** *Beyond the skatepark itself, there's interest in having complementary facilities such as picnic tables for relaxation and socializing, dirt jump areas for BMX riders, and possibly even amenities like cafes to create a community hub around the skatepark. This indicates a desire for a multi-use space that caters to a wide range of interests and activities.*

Please provide any thoughts you have on how to make this skate park unique to your community. Ideas on incorporating local art & heritage, special color & materials, or anything else that could make these public spaces one-of-a-kind are welcome!

- **Incorporate Local Heritage and Art:** *There's a strong desire to embed local history and culture within the park's design. Ideas include utilizing design elements that nod to Roseville's railroad history, such as train-themed obstacles or granite features to honor the area's quarrying background. Incorporating local art, through murals or graffiti by community artists, can add a vibrant, creative layer, making the park a reflection of the community's identity.*



WORKSHOP 2 SUMMARY

Saugstad All-Wheels Skatepark – Roseville, CA

- **Emphasis on Natural and Sustainable Elements:** *The community shows a preference for natural earth tones and the inclusion of environmental sustainability in the park's design. This could be achieved through the planting of shade-providing trees and the use of recycled/repurposed materials in construction.*
- **Use of Unique Materials and Textures:** *Suggestions have been made to integrate materials like colored concrete, tile, marble, and brick stamping into the skatepark's construction. These materials not only enhance the visual appeal but also provide unique skating experiences. Features like smooth brick or skateable rocks offer both aesthetic and functional benefits, contributing to a distinctive skate environment.*
- **Community and Skater Engagement in Design and Construction:** *Ensuring direct community involvement in the project. This could mean collaborating with local skate shops, engaging with professional skaters for design input, and even allowing space within the park for street artists to contribute, ensuring the park truly serves its intended users and remains relevant and beloved over time.*

Do you have any other questions or comments for the design team?

- **Contractor and Construction Quality:** *Concerns were raised about the construction quality and the choice of contractors. The community suggests engaging contractors with skateboarding experience, like Grindline or Kanfoush Concrete, to ensure the park meets the expectations of its users and avoids common pitfalls seen in other parks.*
- **Unique Features and Local Connection:** *Ideas for making the skatepark unique include incorporating elements reflective of Roseville's identity, such as train-themed features or granite from local quarries. Additionally, artistic elements like murals or sections for graffiti by local artists was suggested to personalize the space and connect it to the local culture.*

The preceding report is a summary of public commentary as interpreted by New Line Skateparks. For further data, demographic information, comments, or clarification please contact NLS.